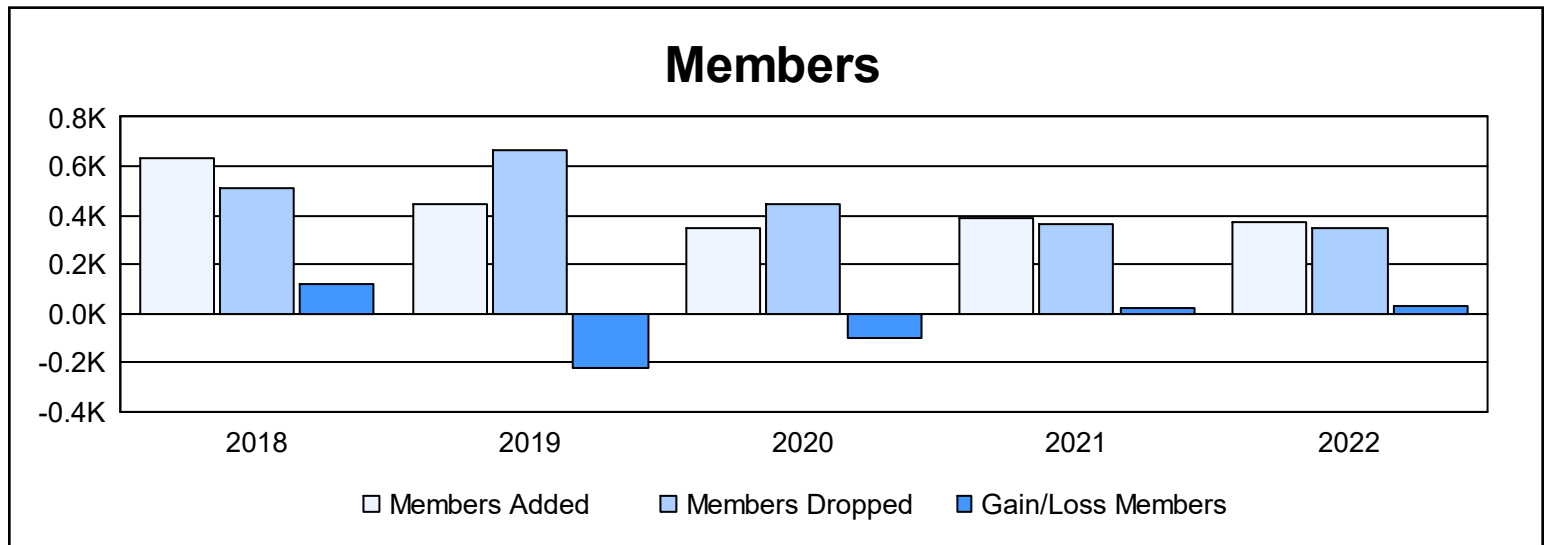
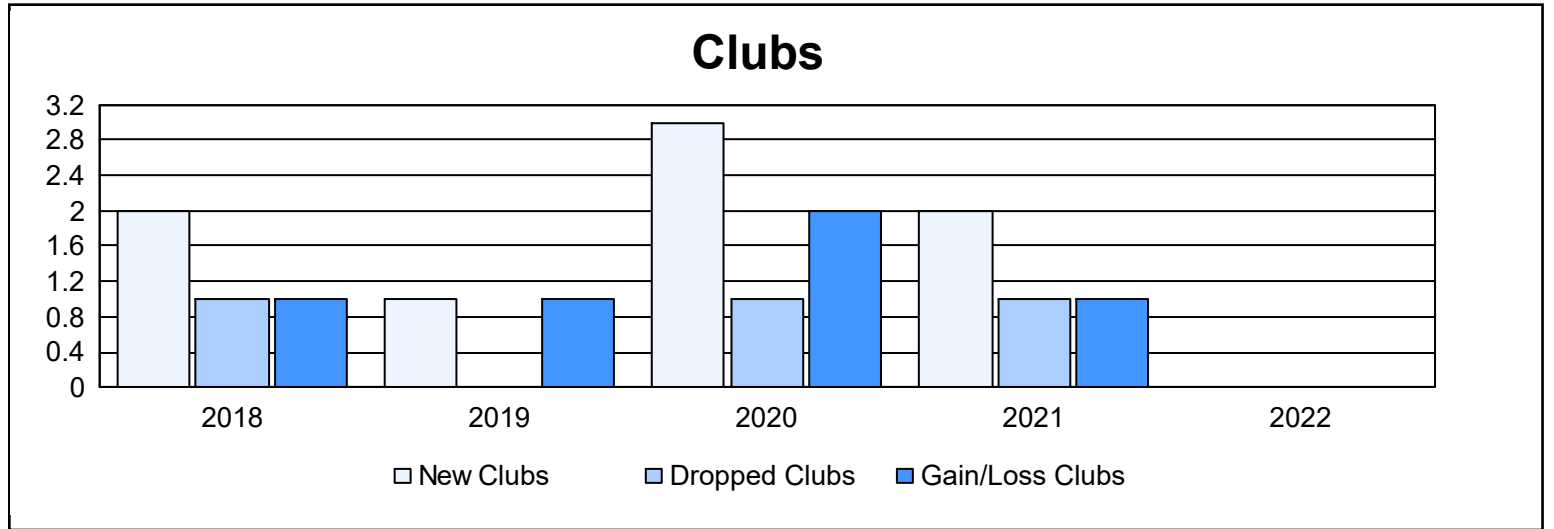
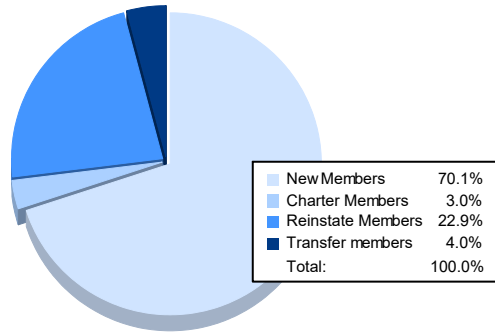


| Year           | New Clubs | Dropped Clubs | Gain/ Loss Clubs | New Members | Charter Members | Reinstate Members | Transfer Members | Total Member Added | Total Members Dropped | Gain/ Loss Members |
|----------------|-----------|---------------|------------------|-------------|-----------------|-------------------|------------------|--------------------|-----------------------|--------------------|
| 2017-2018      | 2         | 1             | 1                | 475         | 79              | 63                | 15               | 632                | 511                   | 121                |
| 2018-2019      | 1         | 0             | 1                | 303         | 34              | 89                | 16               | 442                | 662                   | -220               |
| 2019-2020      | 3         | 1             | 2                | 210         | 93              | 28                | 13               | 344                | 445                   | -101               |
| 2020-2021      | 2         | 1             | 1                | 262         | 74              | 38                | 12               | 386                | 360                   | 26                 |
| 2021-2022      | 0         | 0             | 0                | 260         | 11              | 85                | 15               | 371                | 344                   | 27                 |
| <b>Average</b> | <b>2</b>  | <b>1</b>      | <b>1</b>         | <b>302</b>  | <b>58</b>       | <b>61</b>         | <b>14</b>        | <b>435</b>         | <b>464</b>            | <b>-29</b>         |



### Membership Composition June 2022 Cumulative



### Gender Composition June 2022 Cumulative

